

SPECIAL DISTRICTS FINANCIAL TRANSACTIONS REPORT COVER PAGE

Special District of Montebello Public Financing Authority


Reporting Year: 2019


ID Number: 12501995500


Certification:

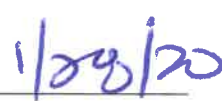
I hereby certify that, to the best of my knowledge and belief, the report forms fairly reflect the financial transactions of the special district in accordance with the requirements as prescribed by the California State Controller.

Special District Fiscal Officer


Signature


Title


Name (Please Print)


Date

Per Government Code section 53891(a), this report is due within seven months after the close of the fiscal year. The report shall contain underlying data from audited financial statements prepared in accordance with generally accepted accounting principles, if this data is available.

Please complete, sign, and mail this cover page to either address below:

Mailing Address:
State Controller's Office
Local Government Programs and Services Division
Local Government Reporting Section
P.O. Box 942850
Sacramento, CA 94250

Express Mailing Address:
State Controller's Office
Local Government Programs and Services Division
Local Government Reporting Section
3301 C Street, Suite 700
Sacramento, CA 95816

The Financial Transactions Report was successfully submitted to the State Controller's Office on 1/28/2020 10:56:52 AM

Supplement to the Annual Report of Special Districts

| | |
|------------------------------------|---------------------------------------|
| Special District ID Number: | 12501995500 |
| Name of District: | Montebello Public Financing Authority |

Mark the appropriate box below to indicate the ending date of your agency's fiscal year. Report data for that period only.

- | | | | |
|---|--|--|---|
| <input type="checkbox"/> July 2018 | <input type="checkbox"/> October 2018 | <input type="checkbox"/> January 2019 | <input type="checkbox"/> April 2019 |
| <input type="checkbox"/> August 2018 | <input type="checkbox"/> November 2018 | <input type="checkbox"/> February 2019 | <input type="checkbox"/> May 2019 |
| <input type="checkbox"/> September 2018 | <input type="checkbox"/> December 2018 | <input type="checkbox"/> March 2019 | <input checked="" type="checkbox"/> June 2019 |

Return this form to the **California State Controller's Office**. If you have any questions regarding this form please contact:

U.S. Bureau of the Census, Local Finance Statistics Branch, 1-800-242-4523

A. Capital Outlay Expenditures for Enterprise Activities

Please report your government's capital outlay expenditures for the following enterprise activities, if applicable:

| Airport Enterprise | Amount |
|--------------------------------------|--------|
| Land and Equipment (Census Code G01) | \$ 0 |
| Construction (Census Code F01) | \$ 0 |

| Electric Enterprise | Amount |
|--------------------------------------|--------|
| Land and Equipment (Census Code G92) | \$ 0 |
| Construction (Census Code F92) | \$ 0 |

| Harbor and Port Enterprise | Amount |
|--------------------------------------|--------|
| Land and Equipment (Census Code G87) | \$ 0 |
| Construction (Census Code F87) | \$ 0 |

| Hospital Enterprise | Amount |
|--------------------------------------|--------|
| Land and Equipment (Census Code G36) | \$ 0 |
| Construction (Census Code F36) | \$ 0 |

| Waste Disposal Enterprise | Amount |
|--------------------------------------|--------|
| Land and Equipment (Census Code G80) | \$ 0 |
| Construction (Census Code F80) | \$ 0 |

| Water Enterprise | Amount |
|--------------------------------------|--------|
| Land and Equipment (Census Code G91) | \$ 0 |
| Construction (Census Code F91) | \$ 0 |

Special District of Montebello Public Financing Authority
 Special Districts Financial Transactions Report
 General Information

Fiscal Year: 2019

District Mailing Address

Street 1 Has Address Changed?

Street 2

City State Zip

Email

Members of the Governing Body

| | First Name | M. I. | Last Name | Title |
|----------|---------------------------------------|----------------------|---|--|
| Member 1 | <input type="text" value="Jack"/> | <input type="text"/> | <input type="text" value="Hadjinian"/> | <input type="text" value="Mayor"/> |
| Member 2 | <input type="text" value="Salvador"/> | <input type="text"/> | <input type="text" value="Melendez"/> | <input type="text" value="Mayor Pro-Tem"/> |
| Member 3 | <input type="text" value="Angie"/> | <input type="text"/> | <input type="text" value="Jimenez"/> | <input type="text" value="Councilmember"/> |
| Member 4 | <input type="text" value="David"/> | <input type="text"/> | <input type="text" value="Torres"/> | <input type="text" value="Councilmember"/> |
| Member 5 | <input type="text" value="Kimberly"/> | <input type="text"/> | <input type="text" value="Cobos-Cawthome"/> | <input type="text" value="Councilmember"/> |
| Member | <input type="text"/> | <input type="text"/> | <input type="text"/> | <input type="text"/> |

District Fiscal Officers

| | First Name | M. I. | Last Name | Title | Email |
|------------|-------------------------------------|----------------------|--|---|--|
| Official 1 | <input type="text" value="Rene"/> | <input type="text"/> | <input type="text" value="Bobadilla"/> | <input type="text" value="City Manager"/> | <input type="text" value="rbobadilla@cityofmontebello.com"/> |
| Official 2 | <input type="text" value="Irma"/> | <input type="text"/> | <input type="text" value="Barajas"/> | <input type="text" value="City Clerk"/> | <input type="text" value="lbarajas@cityofmontebello.com"/> |
| Official 3 | <input type="text" value="Rafael"/> | <input type="text"/> | <input type="text" value="Gutierrez"/> | <input type="text" value="City Treasurer"/> | <input type="text" value="RGutierrez@cityofmontebello.com"/> |
| Officials | <input type="text"/> | <input type="text"/> | <input type="text"/> | <input type="text"/> | <input type="text"/> |

Report Prepared By

First Name M. I. Last Name

Telephone Email

Independent Auditor

Firm Name

First Name M. I. Last Name

Telephone

1. Is this district a component unit of a City, County, or Special District (Choose one)? If "Yes", answer question 2. Yes No

2. Is this district a blended component unit (BCU) or a discretely presented component unit (DPCU) of a City, County, or Special District (Choose one)? Refer to the Financial Transactions Report (FTR) instructions for definitions of these terms. If the district is a BCU, answer questions 3 - 5.
 BCU DPCU

3. Is financial data of this BCU included in the financial statements or Comprehensive Annual Financial Report (CAFR) of a City, County, or Special District (Choose one)?
 City County Special District

4. In which City, County, or Special District financial statements or CAFR is the financial data of this BCU included?

City name:

County name:

Special District name:

5. Is financial data of this BCU included in the City, County, or Special District FTR (Choose one)? Yes No

Special District of Montebello Public Financing Authority
 Special Districts Financial Transactions Report - Governmental Funds
 Statement of Revenues, Expenditures, and Changes in Fund Balances

Fiscal Year: 2019

Activity: (1 of 1) (Record Completed)

Financing or Constructing Facilities

| | General | Special Revenue | Debt Service | Capital Projects | Permanent | Total Govern Fun |
|--|---------|-----------------|--------------|------------------|-----------|------------------------|
| Revenues | | | | | | |
| Taxes and Assessments | | | | | | |
| R01. Current Secured and Unsecured (1%) | | | | | | |
| R02. Voter-Approved Taxes | | | | | | |
| R03. Pass-through and Residual Property Taxes (ABX1 26) | | | | | | |
| R05. Tax Increment | | | | | | |
| R06. Parcel Tax | | | | | | |
| R07. Property Assessments | | | | | | |
| R09. Prior-Year Taxes and Assessments | | | | | | |
| R10. Penalties and Costs of Delinquent Taxes and Assessments | | | | | | |
| R11. Other Taxes and Assessments | | | | | | |
| R12. Total Taxes and Assessments | 0 | 0 | 0 | 0 | 0 | |
| R13. Licenses, Permits, and Franchises | | | | | | |
| R14. Fines, Forfeitures, and Penalties | | | | | | |
| Revenue from Use of Money and Property | | | | | | |
| R15. Investment Earnings | | | | | | |
| R16. Rents, Leases, Concessions, and Royalties | | | 1,505,329 | | | 1 |
| R17. Other Revenue from Use of Money and Property | | | | | | |
| R18. Total Revenue from Use of Money and Property | 0 | 0 | 1,505,329 | 0 | 0 | 1 |
| Intergovernmental -- Federal | | | | | | |
| R19. Aid for Construction | | | | | | |
| R20. Other Intergovernmental -- Federal | | | | | | |
| R21. Total Intergovernmental -- Federal | 0 | 0 | 0 | 0 | 0 | |
| Intergovernmental -- State | | | | | | |
| R22. Aid for Construction | | | | | | |
| R23. State Water Project | | | | | | |
| R24. Homeowners Property Tax Relief | | | | | | |
| R25. Timber Yield | | | | | | |
| R26. Other Intergovernmental -- State | | | | | | |
| R27. Total Intergovernmental -- State | 0 | 0 | 0 | 0 | 0 | |
| R28. Intergovernmental -- Other | | | | | | |
| R29. Charges for Current Services | | | | | | |
| R30. Contributions from Property Owners | | | | | | |
| Self-Insurance Only | | | | | | |
| R31. Member Contributions | | | | | | |
| R32. Claim Adjustments | | | | | | |
| R33. Total Self-Insurance Only | 0 | 0 | 0 | 0 | 0 | |

| | | | | | | | |
|-------|--|-----|-----|-------------|-----|-----|-----|
| R34. | Other Revenues | | | | | | |
| R35. | Total Revenues | \$0 | \$0 | \$1,505,329 | \$0 | \$0 | \$1 |
| | Expenditures | | | | | | |
| R36. | Salaries and Wages | | | | | | |
| R37. | Employee Benefits | | | | | | |
| R38. | Services and Supplies | | | 4,570 | | | |
| R39. | Self-Insurance Only – Claims Paid | | | | | | |
| R40. | Contributions to Outside Agencies | | | | | | |
| | Debt Service | | | | | | |
| R41. | Principal Payments on Long-Term Debt | | | 1,053,180 | | | 1 |
| R42. | Interest Payments on Long-Term Debt | | | 452,149 | | | |
| R42.5 | Lease Principal | | | | | | |
| R43. | Principal and Interest on Short-Term Notes and Warrants | | | | | | |
| R44. | Other Debt Service | | | | | | |
| R45. | Total Debt Service | 0 | 0 | 1,505,329 | 0 | 0 | 1 |
| R46. | Capital Outlay | | | | | | |
| R47. | Other Expenditures | | | | | | |
| R48. | Total Expenditures | \$0 | \$0 | \$1,509,899 | \$0 | \$0 | \$1 |
| R49. | Excess (Deficiency) of Revenues Over (Under) Expenditures | \$0 | \$0 | \$-4,570 | \$0 | \$0 | |
| | Other Financing Sources (Uses) | | | | | | |
| R50. | Long-Term Debt Proceeds | | | | | | |
| R51. | Other Long-Term Debt Proceeds | | | | | | |
| R51.5 | Lease Obligations Proceeds | | | | | | |
| R51.6 | Proceeds from Refinancing on Loans, Notes, and Other | | | | | | |
| R51.7 | Payments to Refinanced Loans, Notes, and Other | | | | | | |
| R52. | Refunding Bonds Proceeds | | | | | | |
| R53. | Premium on Bonds Issued | | | | | | |
| R54. | Discount on Bonds Issued | | | | | | |
| R55. | Payments to Refunded Bond Escrow Agent | | | | | | |
| R56. | Demand Bonds | | | | | | |
| R57. | Proceeds from Sale of Capital Assets | | | | | | |
| R58. | Capital Leases | | | | | | |
| R59. | Insurance Recoveries | | | | | | |
| R60. | Transfers In | | | | | | |
| R61. | Transfers Out | | | | | | |
| R61.5 | Other Financing Sources (Uses) – Other | | | | | | |
| R62. | Total Other Financing Sources (Uses) | \$0 | \$0 | \$0 | \$0 | \$0 | |
| | Special and Extraordinary Items | | | | | | |
| R63. | Special Item | | | | | | |
| R64. | Extraordinary Item | | | | | | |
| R65. | Total Special and Extraordinary Items | 0 | 0 | 0 | 0 | 0 | |
| R66. | Net Change in Fund Balances | \$0 | \$0 | \$-4,570 | \$0 | \$0 | |

| | | | | | | |
|---|-----|-----|-----------|-----|-----|----|
| R67. Fund Balances (Deficits), Beginning of Fiscal Year | \$0 | \$0 | \$366,492 | \$0 | \$0 | \$ |
| R68. Adjustment | | | | | | |
| R69. Reason for Adjustment | | | | | | |
| R70. Fund Balances (Deficits), End of Fiscal Year | \$0 | \$0 | \$381,922 | \$0 | \$0 | \$ |

Special District of Montebello Public Financing Authority
 Special Districts Financial Transactions Report
 Long-Term Debt
 Bonds and COPs

Go to Report: [Detail Summary of Long-Term Debt](#)

Fiscal Year: 2019

| | |
|--|--------------------------------------|
| SD01. Districtwide or Improvement District/Zone | Districtwide |
| SD02. Improvement District/Zone (if applicable) | |
| R03. Purpose of Debt (1 of 2) (Record Completed) | Refund 2000 COPs (2014B) |
| R04. Nature of Revenue Pledged | Lease Revenue |
| R05. Percent of Pledge | 100% |
| R06. Debt Type | Revenue Bonds |
| R07. Fund Type | Governmental |
| SD08. Activity | Financing or Constructing Facilities |
| R09. Year of Issue | 2014 |
| R10. Beginning Maturity Year | 2014 |
| R11. Ending Maturity Year | 2026 |
| R12. Principal Authorized | 10,040,000 |
| R13. Principal Issued to Date | 10,040,000 |
| R14. Principal Unspent | |
| R15. Principal Payable, Beginning of Fiscal Year | \$7,430,000 |
| R16. Adjustment to Principal in Current Fiscal Year | |
| R17. Reason for Adjustment to Principal in Current Fiscal Year | |
| R18. Principal Issued in Current Fiscal Year | |
| R18.5 Bond Discount/Premium at Issuance in Current Fiscal Year | |
| R19. Principal Paid in Current Fiscal Year | 675,000 |
| R19.5 Bond Discount/Premium Amortized in Current Fiscal Year | |
| R20. Principal Defeased in Current Fiscal Year | |
| R21. Principal Payable, End of Fiscal Year | \$6,755,000 |
| R22. Principal Payable, Current Portion | 705,000 |
| R23. Principal Payable, Noncurrent Portion | \$6,050,000 |
| R24. Interest Paid in Current Fiscal Year | 354,625 |
| R25. Principal Delinquent, End of Fiscal Year | |
| R26. Interest Delinquent, End of Fiscal Year | |
| R27. Amount Held in Reserve | |

Special District of Montebello Public Financing Authority
Special Districts Financial Transactions Report
Long-Term Debt
Bonds and COPs

Go to Report: [Detail Summary of Long-Term Debt](#)

Fiscal Year: 2019

| | |
|--|--------------------------------------|
| SD01. Districtwide or Improvement District/Zone | Districtwide |
| SD02. Improvement District/Zone (if applicable) | |
| R03. Purpose of Debt (2 of 2) (Record Completed) | Refund 2001 COPs (2014C) |
| R04. Nature of Revenue Pledged | Lease Revenue |
| R05. Percent of Pledge | 100% |
| R06. Debt Type | Revenue Bonds |
| R07. Fund Type | Governmental |
| SD08. Activity | Financing or Constructing Facilities |
| R09. Year of Issue | 2014 |
| R10. Beginning Maturity Year | 2014 |
| R11. Ending Maturity Year | 2024 |
| R12. Principal Authorized | 4,121,780 |
| R13. Principal Issued to Date | 4,121,780 |
| R14. Principal Unspent | |
| R15. Principal Payable, Beginning of Fiscal Year | \$2,979,600 |
| R16. Adjustment to Principal in Current Fiscal Year | |
| R17. Reason for Adjustment to Principal in Current Fiscal Year | |
| R18. Principal Issued in Current Fiscal Year | |
| R18.5 Bond Discount/Premium at Issuance in Current Fiscal Year | |
| R19. Principal Paid in Current Fiscal Year | 378,180 |
| R19.5 Bond Discount/Premium Amortized in Current Fiscal Year | |
| R20. Principal Defeased in Current Fiscal Year | |
| R21. Principal Payable, End of Fiscal Year | \$2,601,420 |
| R22. Principal Payable, Current Portion | 389,640 |
| R23. Principal Payable, Noncurrent Portion | \$2,211,780 |
| R24. Interest Paid in Current Fiscal Year | 97,524 |
| R25. Principal Delinquent, End of Fiscal Year | |
| R26. Interest Delinquent, End of Fiscal Year | |
| R27. Amount Held in Reserve | |

Special District of Montebello Public Financing Authority
 Special Districts Financial Transactions Report
 Detail Summary of Long-Term Debt

Back to Form: [Long-Term Debt](#)

Fiscal Year: 2019

| | Year of Issue | Principal Payable, Beginning of Fiscal Year | Principal Issued in Current Fiscal Year | Principal Paid In Current Fiscal Year | Principal Payable, End of Fiscal Year | Principal Payable, Current Portion | Principal Payable, Noncurrent Portion | Interest Paid In Current Fiscal Year |
|---------------------------------|---------------|---|---|---------------------------------------|---------------------------------------|------------------------------------|---------------------------------------|--------------------------------------|
| Governmental | | | | | | | | |
| Revenue Bonds | | | | | | | | |
| Refund 2000 COPs (2014B) | 2014 | 7,430,000 | 0 | 675,000 | 6,755,000 | 705,000 | 6,050,000 | 354,625 |
| Refund 2001 COPs (2014C) | 2014 | 2,979,600 | 0 | 378,180 | 2,601,420 | 389,640 | 2,211,780 | 97,524 |
| Total Governmental Debt: | | \$10,409,600 | \$0 | \$1,053,180 | \$9,356,420 | \$1,094,640 | \$8,261,780 | \$452,149 |

Special District of Montebello Public Financing Authority
 Special Districts Financial Transactions Report
 Debt Service Reconciliation Report

Fiscal Year: 2019

| | Governmental Funds | Internal Service Fund | Enterprise Funds |
|---|---------------------------|------------------------------|-------------------------|
| Debt Payments from Debt Forms | | | |
| R01. Long-Term Debt | 1,505,329 | | |
| R02. Other Long-Term Debt | | | |
| R03. Construction Financing | | | |
| R04. Lease Obligations | | | |
| R05. Total Debt Payments from Debt Forms | \$1,505,329 | \$0 | \$0 |
| R06. Debt Service | 1,505,329 | | |
| R07. Difference | \$0 | \$0 | \$0 |
| R08. Reason for Difference | | | |

Special District of Montebello Public Financing Authority
 Special Districts Financial Transactions Report
 Balance Sheet
 Governmental Funds

Fiscal Year: 2019

| | General | Special Revenue | Debt Service | Capital Projects | Permanent | Total Governmental Funds |
|--|---------|-----------------|--------------|------------------|-----------|--------------------------|
| Assets | | | | | | |
| R01. Cash and Investments | | | | | | |
| R02. Investments | | | | | | |
| R03. Accounts Receivable (net) | | | | | | |
| R04. Taxes Receivable | | | | | | |
| R05. Interest Receivable (net) | | | | | | |
| R06. Lease Payments Receivable | | | | | | |
| R07. Due from Other Funds | | | 376,060 | | | 3 |
| R08. Due from Other Governments | | | | | | |
| R09. Advances to Other Funds | | | | | | |
| R10. Inventories | | | | | | |
| R11. Prepaid Items | | | | | | |
| R12. Loans, Notes, and Contracts Receivable | | | | | | |
| R13. Other Assets 1 | | | | | | |
| R14. Other Assets 2 | | | | | | |
| R15. Other Assets 3 | | | | | | |
| R16. Total Assets | \$0 | \$0 | \$376,060 | \$0 | \$0 | \$3 |
| R17. Deferred Outflows of Resources | | | | | | |
| R18. Total Assets and Deferred Outflows of Resources | \$0 | \$0 | \$376,060 | \$0 | \$0 | \$3 |
| Liabilities | | | | | | |
| R19. Accounts Payable | | | 14,138 | | | |
| R20. Contracts and Retainage Payable | | | | | | |
| R21. Interest Payable | | | | | | |
| R22. Due to Other Funds | | | | | | |
| R23. Due to Other Governments | | | | | | |
| R24. Advances from Other Funds | | | | | | |
| R25. Deposits and Advances | | | | | | |
| R26. Loans and Notes Payable | | | | | | |
| R27. Other Liabilities 1 | | | | | | |
| R28. Other Liabilities 2 | | | | | | |
| R29. Other Liabilities 3 | | | | | | |
| R30. Total Liabilities | \$0 | \$0 | \$14,138 | \$0 | \$0 | \$ |
| R31. Deferred Inflows of Resources | | | | | | |
| R32. Total Liabilities and Deferred Inflows of Resources | \$0 | \$0 | \$14,138 | \$0 | \$0 | \$ |
| Fund Balances (Deficits) | | | | | | |
| R33. Nonspendable | | | | | | |

| | | | | | | |
|--|-----|-----|-----------|-----|-----|-----|
| R34. Restricted | | | 361,922 | | | 3 |
| R35. Committed | | | | | | |
| R36. Assigned | | | | | | |
| R37. Unassigned | | | | | | |
| R38. Total Fund Balances (Deficits) | \$0 | \$0 | \$361,922 | \$0 | \$0 | \$3 |
| R39. Total Liabilities, Deferred Inflows of Resources, and Fund Balances (Deficits) | \$0 | \$0 | \$376,060 | \$0 | \$0 | \$3 |

Special District of Montebello Public Financing Authority
 Special Districts Financial Transactions Report
 Noncurrent Assets, Deferred Outflows of Resources,
 Noncurrent Liabilities, and Deferred Inflows of Resources
 Governmental Funds

Fiscal Year: 2019

| | Noncurrent Assets/Deferred Outflows of Resources | Noncurrent Liabilities/Deferred Inflows of Resources |
|--|---|---|
| Noncurrent Assets | | |
| Capital Assets | | |
| R01. Land | | |
| R02. Buildings and Improvements | | |
| R03. Equipment | | |
| R04. Infrastructure | | |
| R05. Intangible Assets – Amortizable | | |
| R06. Construction in Progress | | |
| R07. Intangible Assets – Nonamortizable | | |
| R08. Other Capital Assets | | |
| R09. Less: Accumulated Depreciation/Amortization | | |
| R10 Net Pension Asset | | |
| R11 Net OPEB Asset | | |
| R12 Other Noncurrent Assets 1 | | |
| R13 Other Noncurrent Assets 2 | | |
| R14 Other Noncurrent Assets 3 | | |
| R15. Total Noncurrent Assets | \$0 | |
| Deferred Outflows of Resources | | |
| R16 Related to Pensions | | |
| R17 Related to OPEB | | |
| R18 Related to Debt Refunding | | |
| R19 Other Deferred Outflows of Resources | | |
| R20. Total Deferred Outflows of Resources | \$0 | |
| R21. Total Noncurrent Assets and Deferred Outflows of Resources | \$0 | |
| Noncurrent Liabilities | | |
| R22. Deposits and Advances | | |
| R23. Compensated Absences | | |
| R24. General Obligation Bonds | | |
| R25. Revenue Bonds | | 9,356,420 |
| R26. Certificates of Participation | | |
| R27. Other Bonds | | |
| R28. Loans (Other Long-Term Debt) | | |
| R29. Notes (Other Long-Term Debt) | | |
| R30. Other (Other Long-Term Debt) | | |
| R31. Construction Financing – Federal | | |

| | | |
|--|--|--------------------|
| R32. Construction Financing – State | | |
| R33. Lease Principal | | |
| R34. Net Pension Liability | | |
| R35. Net OPEB Liability | | |
| R36. Other Noncurrent Liabilities 1 | | |
| R37. Other Noncurrent Liabilities 2 | | |
| R38. Other Noncurrent Liabilities 3 | | |
| R39. Total Noncurrent Liabilities | | \$9,356,420 |
| Deferred Inflows of Resources | | |
| R40. Related to Pensions | | |
| R41. Related to OPEB | | |
| R42. Related to Debt Refunding | | |
| R43. Other Deferred Inflows of Resources | | |
| R44. Total Deferred Inflows of Resources | | \$0 |
| R45. Total Noncurrent Liabilities and Deferred Inflows of Resources | | \$9,356,420 |

Special District of Montebello Public Financing Authority
 Special Districts Financial Transactions Report
 Summary

Fiscal Year: 2019

| | Governmental Funds | Internal Service Fund | Enterprise Fund | |
|---|--------------------|-----------------------|-----------------|--|
| Governmental Revenues | | | | |
| R01. General | | | | |
| R02. Special Revenue | | | | |
| R03. Debt Service | 1,505,329 | | | |
| R04. Capital Projects | | | | |
| R05. Permanent | | | | |
| R06. Transportation | | | | |
| R07. Total Governmental Revenues | \$1,505,329 | | | |
| Internal Service Revenues | | | | |
| R08. Total Operating Revenues | | \$0 | | |
| R09. Total Non-Operating Revenues | | \$0 | | |
| R10. Total Internal Service Revenues | | \$0 | | |
| Enterprise Revenues | | | | |
| Operating Revenues | | | | |
| R11. Airport | | | | |
| R12. Electric | | | | |
| R13. Gas | | | | |
| R14. Harbor and Port | | | | |
| R15. Hospital | | | | |
| R16. Sewer | | | | |
| R17. Solid Waste | | | | |
| R18. Transit | | | | |
| R19. Water | | | | |
| R20. Other Enterprise | | | | |
| R21. Conduit | | | | |
| R22. Transportation | | | | |
| R23. Total Operating Revenues | | | \$0 | |
| Non-Operating Revenues | | | | |
| R24. Airport | | | | |
| R25. Electric | | | | |
| R26. Gas | | | | |
| R27. Harbor and Port | | | | |
| R28. Hospital | | | | |
| R29. Sewer | | | | |
| R30. Solid Waste | | | | |
| R31. Transit | | | | |
| R32. Water | | | | |
| R33. Other Enterprise | | | | |

| | | | | | |
|-------|-------------------------------------|-------------|-----|--|-----|
| R34. | Conduit | | | | |
| R35. | Transportation | | | | |
| R36. | Total Non-Operating Revenues | | | | \$0 |
| R36.5 | Total Revenues | \$1,505,329 | \$0 | | \$0 |

Governmental Expenditures

| | | | | | |
|------|--|-------------|--|--|--|
| R37. | General | | | | |
| R38. | Special Revenue | | | | |
| R39. | Debt Service | 1,509,899 | | | |
| R40. | Capital Projects | | | | |
| R41. | Permanent | | | | |
| R42. | Transportation | | | | |
| R43. | Total Governmental Expenditures | \$1,509,899 | | | |

Internal Service Expenses

| | | | | | |
|------|--|--|-----|--|--|
| R44. | Total Operating Expenses | | \$0 | | |
| R45. | Total Non-Operating Expenses | | \$0 | | |
| R46. | Total Internal Service Expenses | | \$0 | | |

Enterprise Expenses

Operating Expenses

| | | | | | |
|------|---------------------------------|--|--|--|-----|
| R47. | Airport | | | | |
| R48. | Electric | | | | |
| R49. | Gas | | | | |
| R50. | Harbor and Port | | | | |
| R51. | Hospital | | | | |
| R52. | Sewer | | | | |
| R53. | Solid Waste | | | | |
| R54. | Transit | | | | |
| R55. | Water | | | | |
| R56. | Other Enterprise | | | | |
| R57. | Conduit | | | | |
| R58. | Transportation | | | | |
| R59. | Total Operating Expenses | | | | \$0 |

Non-Operating Expenses

| | | | | | |
|------|------------------|--|--|--|--|
| R60. | Airport | | | | |
| R61. | Electric | | | | |
| R62. | Gas | | | | |
| R63. | Harbor and Port | | | | |
| R64. | Hospital | | | | |
| R65. | Sewer | | | | |
| R66. | Solid Waste | | | | |
| R67. | Transit | | | | |
| R68. | Water | | | | |
| R69. | Other Enterprise | | | | |

| | | | | | |
|--------------------|--|-------------|-----|-----|--|
| R70. | Conduit | | | | |
| R71. | Transportation | | | | |
| R72. | Total Non-Operating Expenses | | | \$0 | |
| R72.5 | Total Expenditures/Expenses | \$1,509,899 | \$0 | \$0 | |
| R73. | Transfer In | | | | |
| R74. | Transfer Out | | | | |
| R75. | Change in Fund Balance/Net Position | \$-4,570 | \$0 | \$0 | |
| R76. | Fund Balance/Net Position (Deficit), Beginning of Fiscal Year | \$366,492 | \$0 | \$0 | |
| R77. | Adjustments | | | | |
| R78. | Fund Balance/Net Position (Deficit), End of Fiscal Year | \$361,922 | \$0 | \$0 | |
| Assets | | | | | |
| R79. | Total Current Assets | 376,060 | | | |
| R80. | Total Noncurrent Assets | | | | |
| R81. | Total Assets | \$376,060 | \$0 | \$0 | |
| Liabilities | | | | | |
| R82. | Total Current Liabilities | 14,138 | | | |
| R83. | Total Noncurrent Liabilities | | | | |
| R84. | Total Liabilities | \$14,138 | \$0 | \$0 | |
| R85. | Total Fund Balance/Net Position (Deficit) | \$361,922 | \$0 | \$0 | |

Special District of Montebello Public Financing Authority
Special District Financial Transactions Report
Footnotes

| Fiscal Year: 2019 | | |
|-----------------------------|-------------------------------|---|
| FORM DESC | FIELD NAME | FOOTNOTES |
| NoncurrentAssetsLiabilities | (R34)Liab-NetPensionLiability | Net Pension Liability is with the City. |

Total Footnote: 1